

Glass Passivated Three Phase Rectifier Bridge

V_{RRM} 800 to 1800V
I_D 100 Amp

Applications

- Three phase rectifiers for power supplies
- Rectifiers for DC motor field supplies
- Battery charger rectifiers
- Input rectifiers for variable frequency drives

Features

- Three phase bridge rectifier
- Blocking voltage: 800 to 1800V
- Heat transfer through aluminum oxide DCB ceramic isolated metal baseplate
- Glass passivated chip

Circuit

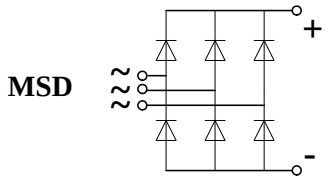

Module Type

TYPE	V_{RRM}	V_{RSM}
MSD100 – 08	800V	900V
MSD100 – 12	1200V	1300V
MSD100 – 16	1600V	1700V
MSD100 – 18	1800V	1900V

Maximum Ratings

Symbol	Conditions	Values	Units
ID	Tc=100℃	100	A
IFSM	t=10mS Tvj =45℃	920	A
i^2t	t=10mS Tvj =45℃	4200	A^2s
Visol	a.c.50Hz;r.m.s.;1min	3000	V
Tvj		-40 to 150	℃
Tstg		-40 to 125	℃
Mt	To terminals(M6)	5±15%	Nm
Ms	To heatsink(M6)	5±15%	Nm
Weight	Module	230	g

Thermal Characteristics

Symbol	Conditions	Values	Units
Rth(j-c)	Per diode	0.9	℃/W
Rth(c-s)	Module	0.03	℃/W

Electrical Characteristics

Symbol	Conditions	Values	Units
VFM	T=25℃ IFM =300A	1.9	V
IRD	Tvj =25℃ VRD=VRRM	≤ 0.3	mA
	Tvj =150℃ VRD=VRRM	≤ 5	mA

Performance Curves

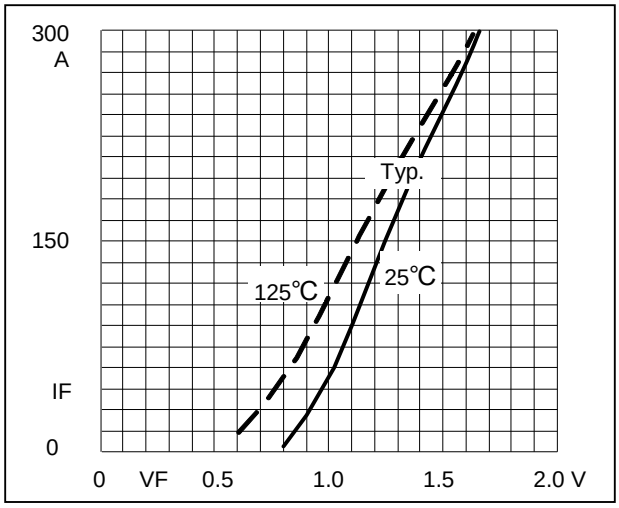

Fig1. Forward Characteristics

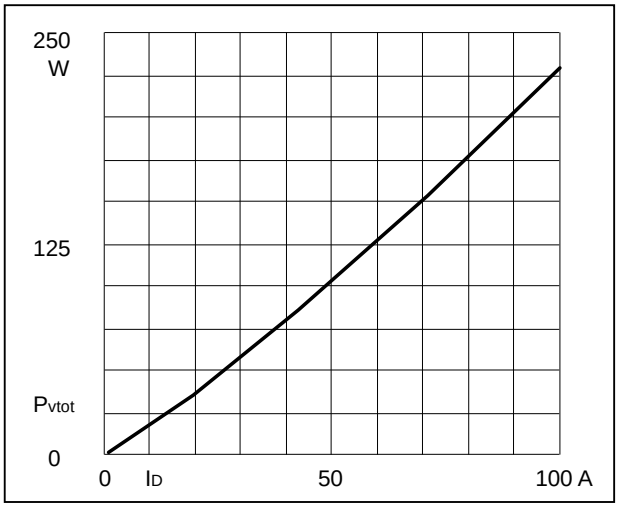

Fig2. Power dissipation

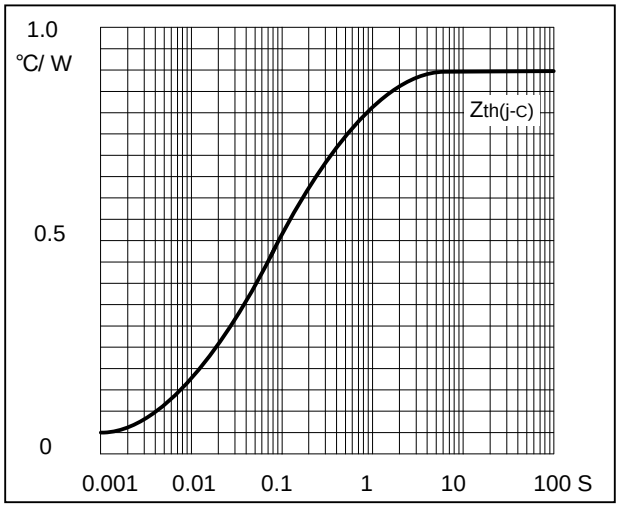

Fig3. Transient thermal impedance

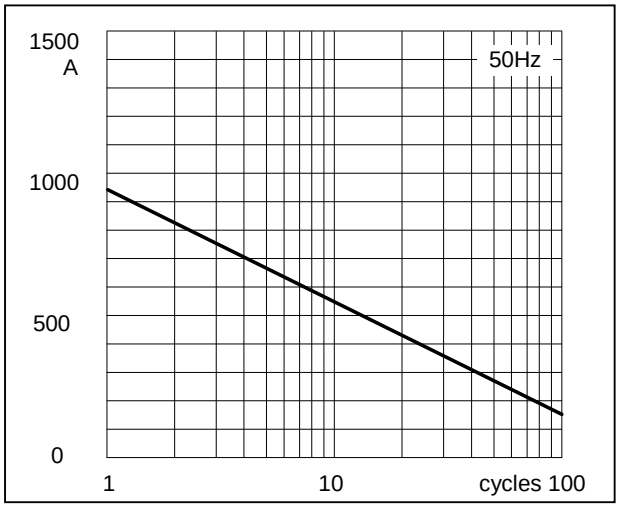

Fig4. Max Non-Repetitive Forward Surge Current

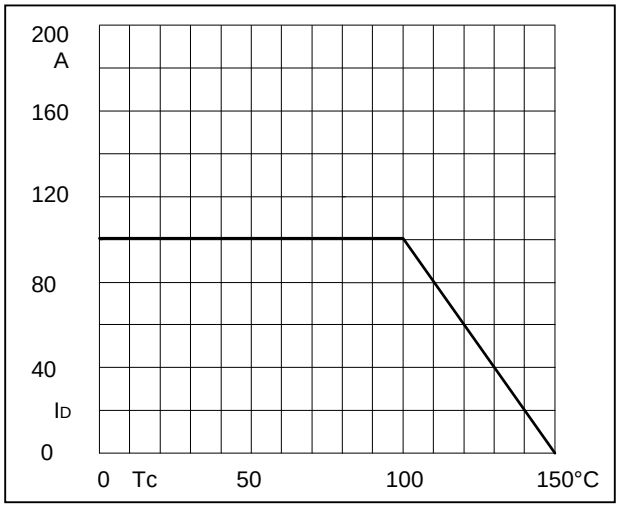

Fig5.Forward Current Derating Curve

Package Outline Information

CASE-M3

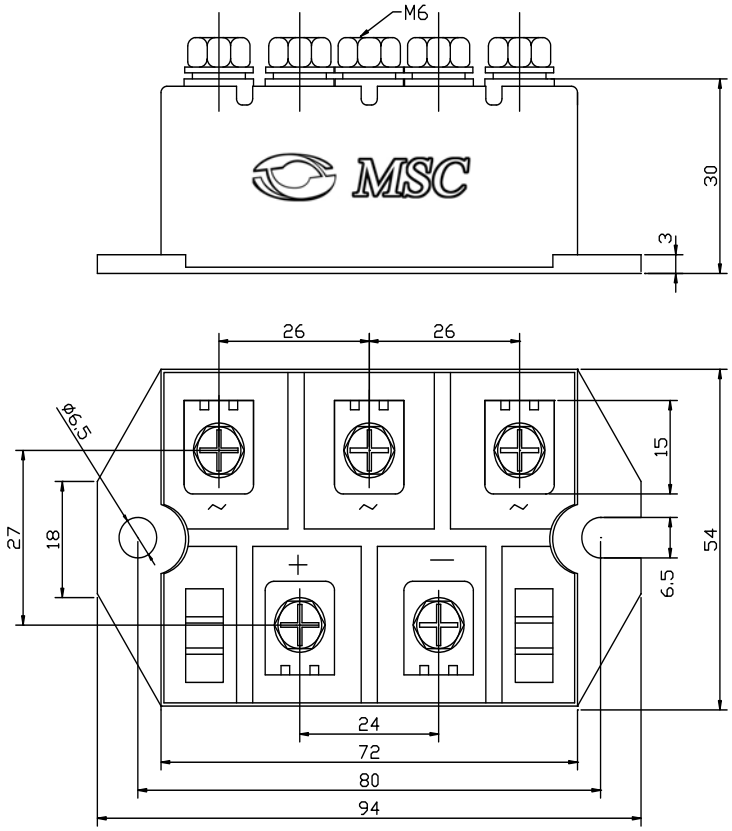

Dimensions in mm