Miniature PCB Relay RE

- **1 pole 6 A, 1NO contact**
- **Sensitive coil 200 mW**
- **4 kV coil-contact**
- **Optimized height 10,6 mm**
- **PCB area 200 mm2**
- **Wash tight**
- **Plastic materials according to IEC60335-1 (domestic appliances)**
- **RoHS compliant (Directive 2002/95/EC) as per product date code 0352**

Applications

PLC's, timers, temperature control, I/O cards, white goods



F0141-A

Approvals

VDE REG.-Nr. 5063, cULus E214025

Technical data of approved types on request

Contact data

Contact configuration	1 NO
Contact set	single contact
Type of interruption	micro disconnection
Rated current	6 A
Rated voltage / max.switching voltage AC	240/400 VAC
Maximum breaking capacity AC	1500 VA
Limiting making capacity, max 4 s, duty factor 10%	15 A
Contact material	AgCdO AgNi0.15 and AgNi90/10
Mechanical endurance	>30x10^6 cycles
Rated frequency of operation with / without load	6/1200 min^{-1}

Contact ratings

Type	Load	Cycles
RE030	6 A, 250 VAC, resistive, 70°C, 50% df, 6 min^{-1}, EN61810-1	1x10^5
RE030	1/4 hp, 240 VAC, UL508	3x10^4
RE030	B 300, UL508	
RE034	6 A, 250 VAC, resistive, 70°C, 50% df, 6 min^{-1}, EN61810-1	1x10^5

Coil data

Rated coil voltage range DC coil	5 ... 48 VDC
Coil power DC coil	typ. 200 mW
Operative range	2
Coil insulation system according UL1446	F

Coil versions, DC-coil

Coil code	Rated voltage VDC	Operate voltage VDC	Release voltage VDC	Coil resistance Ohm	Rated coil power mW
005	5	3.5	0.5	125±10%	200
006	6	4.2	0.6	180±10%	200
012	12	8.4	1.2	720±10%	200
024	24	16.8	2.4	2880±15%	200
048	48	33.6	4.8	11520±15%	200

All figures are given for coil without preenergization, at ambient temperature +23°C
Other coil voltages on request

Max. DC load breaking capacity

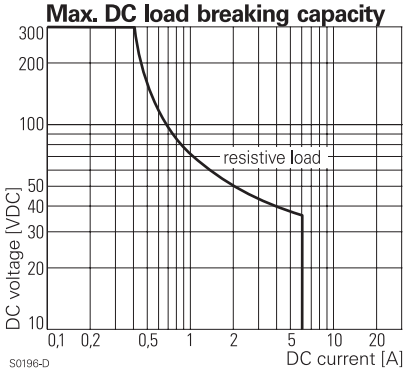

Electrical endurance

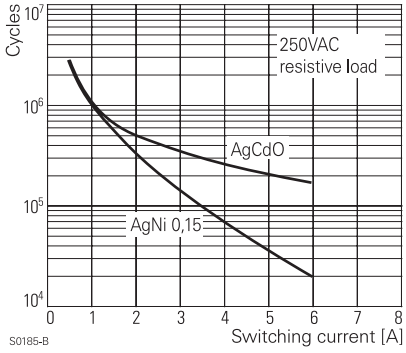

Coil operating range DC

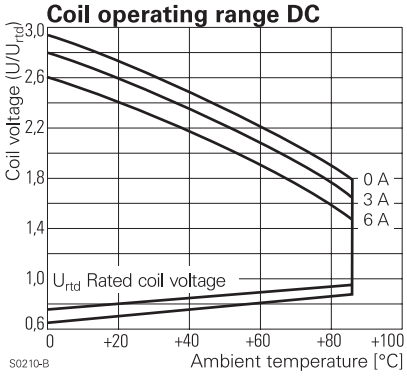

Datasheet Rev. FB1
Issued 2006/02
www.tycoelectronics.com
www.schrackrelays.com

Dimensions are in mm unless otherwise specified and are shown for reference purposes only.

Product specification according to IEC 61810-1. Product data, technical parameters, test conditions and processing information only to be used together with the 'Definitions' at schrackrelays.com in the 'Schrack' section.

Specifications subject to change.

Miniature PCB Relay RE (Continued)

Insulation	
Dielectric strength coil-contact circuit	4000 V_{rms}
open contact circuit	1000 V_{rms}
Clearance / creepage coil-contact circuit	≥ 4/4 mm
Material group of insulation parts	IIIa
Tracking index of relay base	PTI 250
Insulation to IEC 60664-1	
Type of insulation coil-contact circuit	basic
open contact circuit	functional
Rated insulation voltage	250 V
Pollution degree	3
Rated voltage system	230/400 V
Overvoltage category	III

Other data	
RoHS - Directive 2002/95/EC	compliant as per product date code 0352
Flammability class according to UL94	V-0
Ambient temperature range	-40 ... +70°C -40 ... +85°C at 4 A
Operate- / release time	5/1 ms
Bounce time NO / NC contact	1 ms
Category of protection	RTIII - wash-tight
Resistance to soldering heat wash-tight version	260°C / 5 s
Relay weight	5 g
Packaging unit	25 pcs

PCB layout / terminal assignment

Bottom view on solder pins

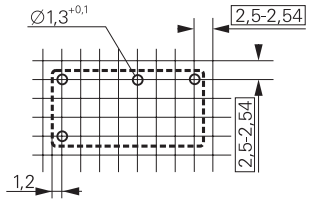

S0176-BH

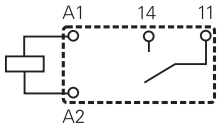

S0176-BJ

Dimensions

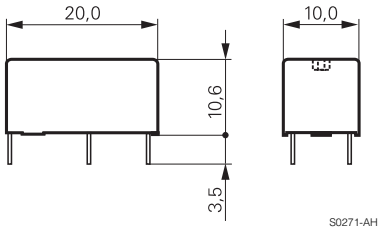

S0271-AH

Product key

R	E	0	3				

Type

Version
- **0** wash-tight

Contact configuration
- **3** 1 NO contact

Contact material
- **1** AgNi 0.15
- **2** AgNi 0.15 gold plated
- **4** AgNi 90/10
- **0** AgCdO

Coil
- Coil code: please refer to coil versions table

Product key	Version	Contacts	Contact material	Coil	Part number
RE030005	wash tight	1 NO contact	AgCdO	5 VDC	0-1393217-1
RE030006				6 VDC	0-1393217-2
RE030012				12 VDC	0-1393217-4
RE030024				24 VDC	0-1393217-8
RE030048				48 VDC	1-1393217-1
RE032005			AgNi 0,15	5 VDC	1-1393217-9
RE032006			gold plated	6 VDC	2-1393217-0
RE032012				12 VDC	2-1393217-2
RE032024				24 VDC	2-1393217-4
RE032048				48 VDC	2-1393217-5
RE034005			AgNi 90/10	5 VDC	2-1416010-3
RE034006				6 VDC	2-1416010-4
RE034012				12 VDC	2-1416010-6
RE034024				24 VDC	2-1416010-7
RE034048				48 VDC	2-1416010-8

Datasheet Rev. FB1
Issued 2006/02
www.tycoelectronics.com
www.schrackrelays.com

Dimensions are in mm unless otherwise specified and are shown for reference purposes only.

Product specification according to IEC 61810-1. Product data, technical parameters, test conditions and processing information only to be used together with the 'Definitions' at schrackrelays.com in the 'Schrack' section.

Specifications subject to change.