SPT Smart Protector Time-Lag Type

RoHS HF



Sub – miniature fuse

Time-Current Characteristic

- Time-Lag Type.

Interrupting Ratings

- 35A or 10X rated current whichever is greater.

Temperature Rating Curve

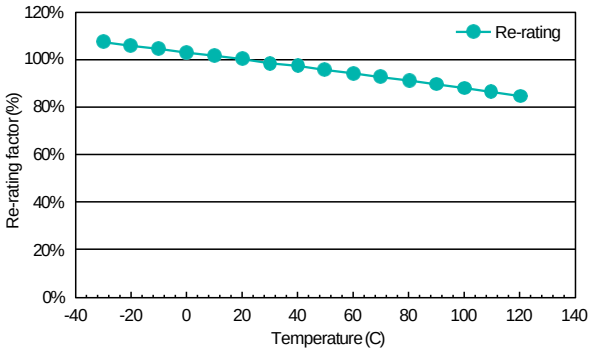

Dimension

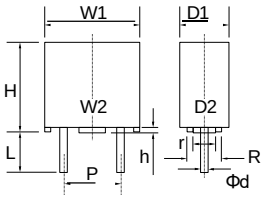

Dimension		W1±0.3	W2±0.3	H±0.3	L±0.5	P±0.1	Min h	D1±0.3	D2±0.3	R±0.1	r±0.1	Φd±0.03
B00	E	8.4	8.6	8.4	4.3	5	0.5	4.3	4.6	3.0	2.0	0.6
	S			7.0								

Electrical Characteristics

% of Ampere Rating	Opening time
210%	120sec, Max.
275%	0.4sec, Min. : 10sec, Max.
400%	0.15sec, Min. : 3sec, Max.
1000%	0.02sec, Min. : 0.15sec, Max.

Type Designation

SPt	250	t	E	1A00
Product Code	Voltage Rating	Characteristics	Style	Ampere Rating
	250 :250V 300 :300V	t : time-Lagtype	E: Rectangle type S: Small Rectangle type	1A00 :1A 1A25 :1.25A 2A50 :2.5A 6A30 :6.3A

I-T Curve

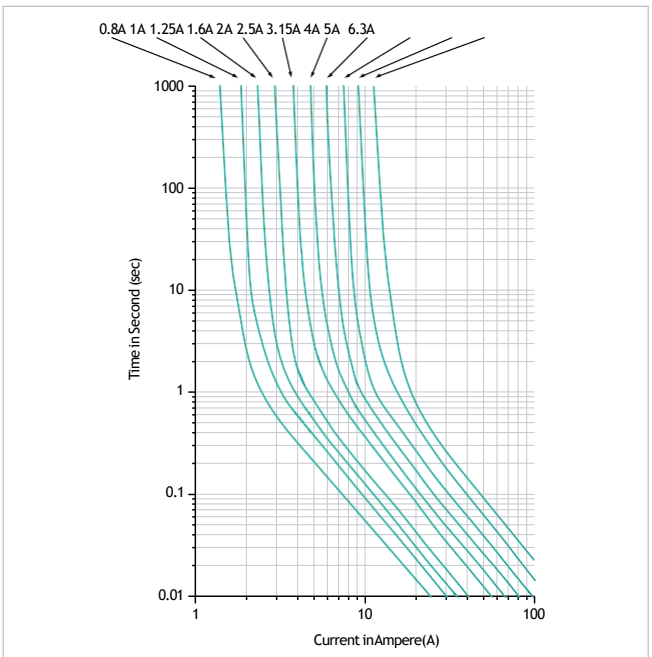

Characteristic

type	Ampere Rating (A)	Voltage Rating (Vac)	Nominal Resistance Cold Ohms (Ω)	Nominal Melting I²t (A²s)	Operating temperature (℃)
0A80	0.8	250/300	0.101	6.7	-55~+155
1A00	1		0.073	9.7	
1A25	1.25		0.053	12.3	
1A60	1.6		0.041	17.8	
2A00	2		0.031	33.0	
2A50	2.5		0.023	47.0	
3A15	3.15		0.017	62.5	
4A00	4		0.013	102.0	
5A00	5		0.010	163.0	
6A30	6.3		0.0075	235.0	

Agency Approval

• IEC 60127-3/4

: VDE approved through 6.3 amps. Recognized under the components program of underwriters laboratories and certified by CSA.

Agency	Item	File No.
c UL us	tE/tS 250V 0.8A~6.3A	JDYX8. E238986
	tE/tS 300V 0.8A~3.15A	
VDE	tE 250V 0.8A~4A	40014285
	tE 250V 5A~6.3A	40027700
S	tS 250V 1A~6.3A	909820
CQC	tE 250V 0.8A~6.3A	CQC09012033996
	tS 250V 0.8A~6.3A	CQC09012033998
210% 2Min	tE/tS 250V 0.8A~5A	JD60042527
	tE/tS 300V 0.8A~5A	JD60042527
KC	tE/tS 250V 0.8A	SG05001 -8001A
	tE/tS 250V 1A~2.5A	SG05001 -6001D
	tE/tS 250V 3.15A~4A	SG05001 -6002D
	tE/tS 250V 5A	SG05001 -7001C
	tE/tS 250 6.3A	SG05001 -7002C
TÜVRheinland	tE 300V 0.8A~6.3A	J50208226001

Performance

test Items	Performance Requirements		test Methods
Voltage Drop	Max. Voltage Drop (mV)		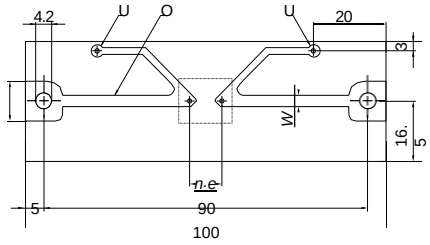 All electrical test is to conducted with the ambient air at a temperature of 25±3℃. the air temperature is not to vary more than 5℃during the test, and to be within these limits.
	0.8A	160	
	1A	140	
	1.25A	130	
	1.6A	120	
	2A	100	
	2.5A	100	
	3.15A	100	
	4A	100	
	5A	100	
	6.3A	90	
temp. Rise	Max. temp. Rise 75℃		Surface temp. should be measured by Rated current X 100%
Endurance	the voltage drop increase shall be less than 10% of the value before the test.		100 cycles of rated current (DC) carry for 1hr, then switch off for 15min. Followed by 1hr at 1.5 In.
test at an elevated temperature 70℃	Not operate		A current of 1.0 In shall be passed through the fuse-link in 70(±3)℃ for 1hr.
Insulation	0.1 MΩ minimum measured by 500V DC Insulation tester.		After overload test or Breaking Capacity test.

Specification given here in may be changed at any time without prior notice. Please confirm technical specifications before you order or use.